



**PHILIPPINE RETIREMENT AUTHORITY (PRA)**

An attached agency to the **Department of Tourism (DOT)**

29<sup>th</sup> Floor, BDO Towers Valero, 8741 Paseo de Roxas, 1200 Makati City, Philippines

Telephone No.: +632 8848 1418 Local 2052 to 2053 | Direct +632 8848 7105

Email: [finance@pra.gov.ph](mailto:finance@pra.gov.ph)



# ANNOUNCEMENT

TO ALL CLIENTS:

The Financial Management Division would like to inform all clients of the Authority that you may now settle your dues using a credit card through the Landbank Link.BizPortal (<https://www.landbank.com/e-banking/other-e-banking-services/linkbizportal>).

Attached is the updated payment guide.

PLEASE NOTE THAT LINK.BIZPORTAL PAYMENT IS IN PHILIPPINE PESO.

FOR ASSISTANCE, PLEASE CALL OR EMAIL US AT [finance@pra.gov.ph](mailto:finance@pra.gov.ph), Telephone Nos.: +632 8848-1412 local 2052 to 2053 or 8848 7105 (Direct).

Thank you.

**PHILIP JOHN B. MORENO**

Department Manager III

Admin and Finance Services Department

Noted by:

**ROBERTO Z. ZOZOBRAO**

Chief Executive Officer & General Manager

# HOW TO PAY THRU LANDBANK LINK.BIZPORTAL

PHILIPPINE RETIREMENT AUTHORITY



## 1) WWW.LANDBANK.COM

Access the website and click on Link.BizPortal in the homepage.

## 2) CLICK ON "PAY NOW".

Once you are in the Link.BizPortal screen, please click on "PAY NOW" to proceed.

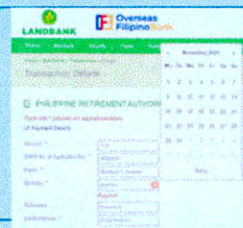


## 3) SELECT MERCHANT

On the enter merchant name fill in and select "PHILIPPINE RETIREMENT AUTHORITY (PRA)", then click on "CONTINUE".

## 4) TRANSACTION

On the transactions screen, please select the fee or type of billing you want to pay i.e. Annual PRA Fee, ID Fee, etc.


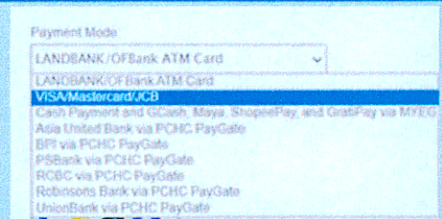


## 5) TRANSACTION DETAILS

Fill in details of your transaction such as the amount, SRRV Number, Full Name, Birthday, Reference, and email address. The reference can be an invoice number if billing is available, passport number for new applicants, or accreditation number for marketers.

## 6) PAYMENT MODE

Choose "Cash Payment and GCash, Maya, ShopeePay, and GrabPay via MYEC" if you wish to pay through mobile wallets such GCash or over the counter such as at 7/11 stores. For internet banking, please go to "Step 7". And for credit card, go to "Step 8". Enter the captcha challenge and click on "CONTINUE".



## 7) VIA INTERNET BANKING

In step 6, select the bank of your choice such as "LANDBANK/OF Bank ATM Card". Enter the captcha challenge and click on "CONTINUE". Then, enter PIN and JAI and click on "SUBMIT".

## 8) VIA CREDIT CARD

In step 6, select VISA/Mastercard/JCB if you wish to pay using your local or foreign issued credit card. Enter the captcha challenge and click on "CONTINUE".

## 9) ACKNOWLEDGEMENT RECEIPT

The acknowledgement receipt generated by the system for successful payment serves as evidence. Please keep it for future reference. You need not send a copy to us unless requested. PRA will issue the Official Receipt based on Link.BizPortal daily collection report.

